

Daymap Parent Portal is an extension of the Daymap Learning Management System. It is a Parent Portal and combines communication and student management, by providing parents with access to key school and student information on their child's learning behaviour, progress, and performance.

Accessing Daymap Parent Portal

Daymap Parent Portal can be accessed using a login and password per parent (with the option to provide multiple logins). The easy-to-use system allows parents to create and manage their own accounts for Daymap Parent Portal and enables them to access details for all of their children enrolled in the school, anywhere and anytime.

The Daymap Parent Portal log in screen is shown below. This can be found by heading to the Glossop High School Website (<https://glossophs.sa.edu.au/>) and clicking on the Daymap Parent Portal Icon at the bottom of the page.



Creating an account will differ depending on the school. You will either receive a link via email, which you will follow to set up your account.

Enter the email address you have registered with the school along with a matching valid student code. A link to set your password will be emailed to you.

Email

Alternatively, if you have been provided a student code, you can create a new account by clicking **New User**. You will need to enter your email address that is registered at the school and the student code you were provided. Once details have been entered, click on **Reset Password**. A username and password will be sent instantly to your email account.



Note: For assistance, please contact your Student Services.

Daymap Parent Portal

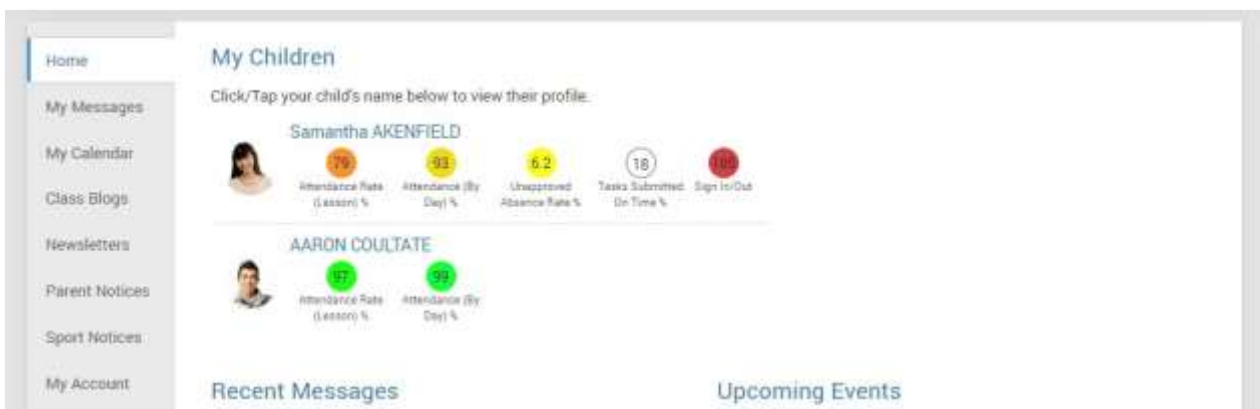
Daymap Parent Portal has different levels of access that are set by the school. A reduced access mode prevents access to sensitive student information and might be used by the school if you have not completed any required identity checks.

Daymap Parent Portal is navigated via the tabs on the left side of the window to view messages, a calendar of events, school notices and account details.

Schools can customise which tabs are used; therefore, your parent portal may not look exactly like the images below.

Home Tab

This is the main page of the Parent Portal. On this page you will see recent messages and upcoming events. Click on a student icon to access information specific to each student (please note: if you have reduced access you will not see or be able to access individual student information.) **Full Access**



Reduced Access

To have access to student assessment, attendance and other information you will first need to confirm your identity with the school

Recent Messages

- Andrew Johnston (TAM-SPUAndrew) 25/07/2019
text
3 messages in this conversation, latest one sent at 25/07/2019
- Parent Notices 18/12/2018
test notice
- School 3/10/2018
Our records indicate that Aaron COULTATE is absent this morning. Please reply via text or phone call on 5820 9900.

Upcoming Events

You have no upcoming events

Sidebar Menu: Home, My Messages, My Calendar, Class Blogs, Newsletters, Parent Notices, Sport Notices, My Account

My Messages

This shows all messages received and sent from the parent portal. This enables you to easily contact teachers about any issues of importance: excursions, reminders, personal matters etc. This is a fantastic tool to keep you up to date and aware of what's happening in your child's classroom. You are able to reply to received messages and receive email notifications on unread Daymap messages.

Sidebar Menu: Home, My Messages, My Calendar, Class Blogs, Newsletters, Parent Notices, Sport Notices, My Account

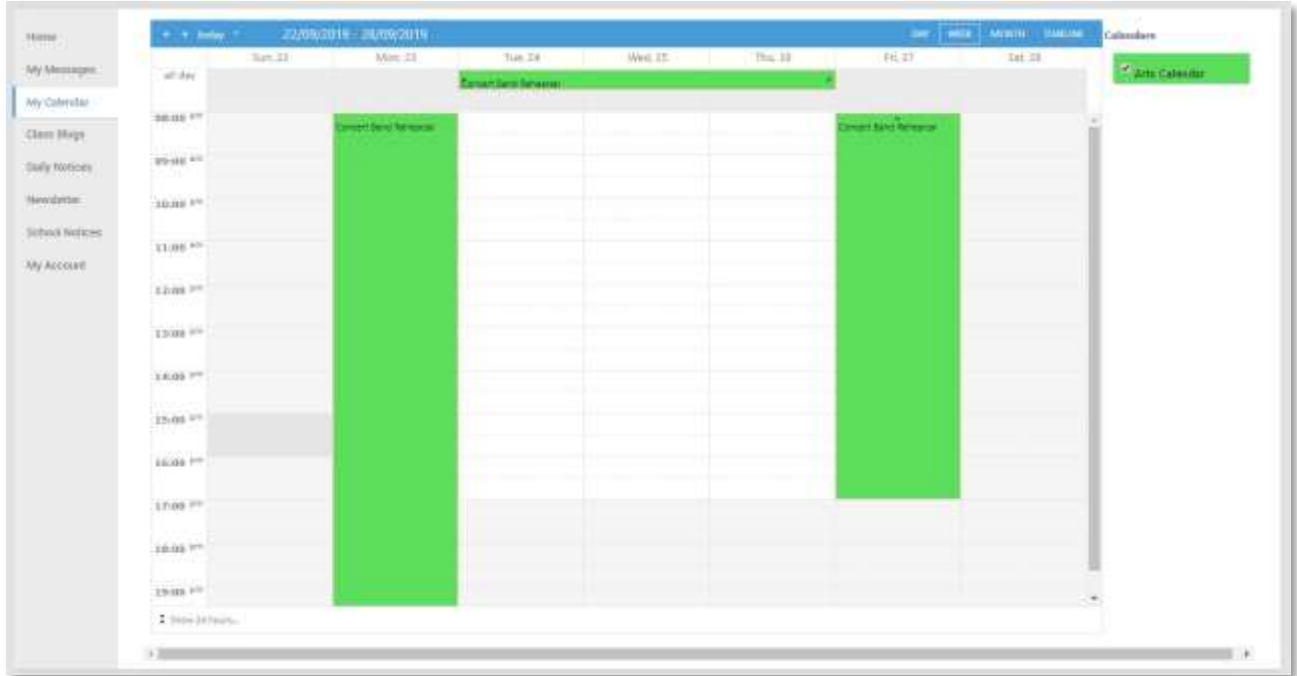
Message List:

- Andrew Johnston (TAM-SPUAndrew) 3/18/2019
Testing email for Golden Grove Issue
- Paul Vandylke (PV) 3/7/2019
Debating Practice
- Paul Vandylke (PV) 3/7/2019
Debating Practice
- Paul Vandylke (PV) 3/7/2019
Debating Practice

Message Detail: Andrew Johnston, Message sent on 3/18/2019 1:34 PM, Sent Via: Email, Testing email for Golden Grove Issue

My Calendar

This provides an overview of events for the year, such as upcoming school holidays, excursions and parent teacher interviews. The Calendar can be viewed by Day, Week, Month or Timeline.



Parent Notices

Schools will create Parent Notice folders to meet their needs – you may see one or more tabs for viewing information sent by the school. Each week a Parent News is sent out of families.



My Account

This shows all of your relevant contact details.

The screenshot shows a sidebar menu on the left with options: Home, My Messages, My Calendar, Class Blogs, Newsletters, Parent Notices, Sport Notices, and My Account (highlighted). The main content area is titled 'My Details' and includes a warning: 'If any of the below details are incorrect or out of date, please report to School Administration'. The contact information is as follows:

First Name: Debra	Surname: Akenfield
Title: Mrs	Home Phone: 555-5555
Mobile: 0411 551 51	Business Phone: 555-5555
Email: Nathan@loopsoftware.com.au	
Address	
Town: Melbourne	Post Code: 3000
State: Vic	Country: Australia

Student Profile

From the Daymap Parent Portal home tab, you can click on any of your children’s names to view their student profile which provides more detailed information on their attendance, assessment, and details. This assists you to keep track of your child’s progress at school.

Home

The Home Tab displays a snapshot of student activity tasks and homework and any upcoming events. Student Activity is listed in chronological order, the school determines the types of information they will include here. All tasks and homework are shown with the set and due date. Upcoming events displays your child’s timetable for the upcoming week.

The screenshot shows the 'Home' page for Samantha Akenfield. At the top, there is a profile picture and a summary of statistics:

- Attendance Rate (Lesson) %: 79
- Attendance (By Day) %: 93
- Unapproved Absence Rate %: 6.2
- Tasks Submitted On Time %: 18
- Sign In/Out: 0

The main content area is divided into two sections:

- Student Activity:**
 - Week 14 Term 1 2019 starting Monday, April 1, 2019: Report 2019 Term 1 Report.docx (4/4/2019) - interim report template item2.
 - Week 10 Term 1 2019 starting Monday, March 4, 2019: Report Excursion Attended (3/7/2019).
- Tasks and Homework:**
 - Summative Task: Time Travel Narrative (English, Andrew Johnston, 3/31/2019). Set on Thu 9 May and due on Fri 31 May. Work has not been received.
 - Summative Task: Daymap Test - URL Upload (Computers TWW, Paul Vandyke, 5/31/2019). Set on Mon 27 May and due on Fri 31 May. Work has not been received.

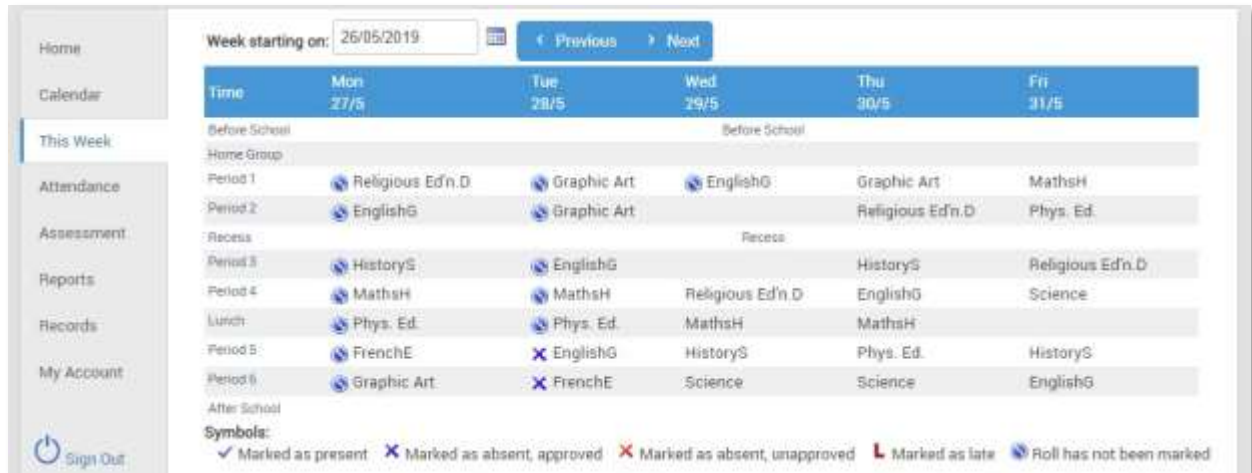
Calendar

This shows a weekly calendar view of the student timetable and any additional events (this may include excursions or whole school activities). Use the checkboxes on the right to filter the items you view when looking at the calendar. The buttons on top of the calendar allow you to change your view from week to month or day.



This Week

This shows your child's timetable and attendance for the week at a glance and in real time. This tab also displays any Assessment Tasks and Homework for the week. Clicking on the homework or task will allow you to view all information and any attachments added.



Attendance

This displays a colour coded Attendance Map, as well as Attendance Rates for the student for each individual class across the school year. Clicking on a particular class under Attendance Rates will show you the reason for the absence.

The screenshot shows the 'Attendance' section of the Daymap Parent Portal. On the left is a navigation menu with 'Attendance' selected. The main content area is divided into two parts:

Attendance Map: A calendar grid for the school year from January to October. Days are color-coded: green for Present, red for Unapproved Absence, yellow for Approved Absence, orange for Late, and blue for Roll not marked. A legend below the calendar explains these colors.

Attendance Rates: A table with the following data:

Class	Code	Teacher	Lessons	Approved	Unapproved	Cancelled	% Attendance	% Unapproved
Computers 7WW	C7W 7W	Paul Vandyke	1	0	0	0	100%	0%
EnglishG	ENG 7R	Andrew Johnston	171	8	5	0	92%	3%
FrenchE	FRE 7R	Chris Donnelly	58	5	1	0	90%	2%

Assessment

This provides an overview of your child’s assessment. Depending on how your school is using Daymap, you may also see tabs for current tasks, completed tasks, the assessment schedule and course outlines. This information can be filtered to a specific class using the drop-down menu at the top.

Current

This tab shows current assessment information. Clicking on a task will allow you to see all relevant information and attachments.

The screenshot shows the 'Assessment' section for a student named Samantha Akenfield. At the top, there are five performance indicators: Attendance Rate (79%), Attendance (by Day) (93%), Unapproved Absence Rate (5.2%), Tasks Submitted On Time (18), and Sign in/Out. Below this is a navigation menu with 'Assessment' selected and 'Current' as the active sub-tab. A dropdown menu is set to 'All Classes'. Under 'Assessment Tasks', two tasks are listed:

- Summative Task:** Science 5/25/2019. Due on Wed 29 May and due on Wed 29 May. Status: Overdue. Work has not been received.
- Formative Task:** TEST. Due on Wed 18 May and due on Sat 18 May.

Completed

This tab lists all assessment results that have been returned to the student. Results can be viewed by class or for all classes. Each task can be opened to view teacher feedback and student submitted work. These results are also published in the student's view of Daymap.

The screenshot shows the 'Completed' tab for student Samantha Akenfield. At the top, there is a profile picture and a row of statistics: Attendance Rate (91%), Absence Rate (85%), Computers TWW (N/A), Math/HI (F), Unapproved Absence Rate (39%), Tasks Submitted On Time (14), and Sign In/Out (1). Below this is a navigation menu with 'Assessment' selected. The main content area shows a dropdown for 'HistoryS' and a blue bar for 'Week 8 SA Term 1 starting Monday, 18 March 2019'. Two assessment tasks are listed: 'Assignment History S' by Jeffrey O'Shaunessy on 20/03/2019, and 'DayMap Test 101' set on Wed 13 Mar and due on Wed 20 Mar.

Schedule


This tab shows all assessment tasks scheduled throughout the year. This can be viewed by class or for all classes. Hover the cursor over the tasks for more information. Clicking on an assessment task will open that assessment tasks information.

The screenshot shows the 'Schedule' tab for student Samantha Akenfield. At the top, there is a profile picture and a row of statistics: Attendance Rate (82%), Absence Rate (181 Days), Unapproved Absence Rate (6.3%), Tasks Submitted On Time (18), and Sign In/Out (1). Below this is a navigation menu with 'Schedule' selected. The main content area shows a calendar view for 'All Classes' and 'Whole Year'. The calendar displays assessment tasks as colored bars across the months of January, February, March, April, and May. The tasks are color-coded: blue for 'DayMap Test 101', green for 'Assignment History S', and red for 'Assignment History S'. The calendar also shows school holidays in yellow.



Outline

This tab shows a subject outline for each course your child is studying.



Samantha AKENFIELD

91	85	N/A	F	3.9	14	135
Attendance Rate (Lesson) %	Attendance Rate %	Computers TWW	MathsH	Unapproved Absence Rate %	Tasks Submitted On Time %	Sign In/Out

- Home
- Calendar
- This Week
- Attendance
- Assessment
- Current
- Completed
- Schedule
- Outline
- Reports
- Records
- My Account

Outline

All Classes ▾

EnglishG Course Outline

This semester we will be covering the text: **Life of Pi**.

The **main topics** covered within the text include:

- Pi's family
- Violence in the world
- The influence of religion

All students are required to have completed reading the book by the end of Week 2, Term 3. There will be a quiz on how many quotes you have remembered at the end of Term 3.

Final Assessment
Your final assessment will be a 2500 word essay, answering a question about Life of Pi.

Draft Work
I will be accepting draft essays for review until one week before the final due date.



Reports

The reports tab allows you to download and view academic reports for your child.

The screenshot shows the 'Reports' tab selected in the left-hand navigation menu. At the top, the user's name 'Samantha AKENFIELD' is displayed next to a profile picture. Below the name are five performance metrics: Attendance Rate (Lesson) % at 79, Attendance (By Day) % at 93, Unapproved Absence Rate % at 6.2, Tasks Submitted On Time % at 18, and Sign In/Out at 109. The main content area shows a list of reports: '2019 Term 1 Report.docx uploaded at 4/4/2019 11:39 AM by interim report template demo2' and 'Demo 2014 Final.pdf uploaded at 3/5/2014 2:56 PM by Demo 2014'. The left-hand menu includes Home, Calendar, This Week, Attendance, Assessment, Reports (highlighted), and Records.

Records

If your school uses Daymap Records for recording student information, you will see any relevant records here. If this tab is not visible, your school is not using this feature of Daymap at this time.

The screenshot shows the 'Records' tab selected in the left-hand navigation menu. The top header and performance metrics are identical to the Reports tab. The main content area displays a list of records under a 'New' filter: '2015 Forms Examples' (Locker Records (1), Sick Bay Management (2)), 'Demo 2014' (Career Pathway (1), Career Planning (1)), and 'Excursions' (Excursion (8)). The left-hand menu includes Home, Calendar, This Week, Attendance, Assessment, Reports, Records (highlighted), and My Account.

My Account

This provides your contact details.

Samantha AKENFIELD

Attendance Rate (Lesson) %: 79
Attendance (By Day) %: 93
Unapproved Absence Rate %: 6.2
Tasks Submitted On Time %: 18
Sign In/Out: 10

My Details

If any of the below details are incorrect or out of date, please report to School Administration.

First Name: Debra Surname: Akenfield
Title: Mrs Home Phone: 555-5555
Mobile: 0411 551 51 Business Phone: 555-5555
Email: Nathan@loopsoftware.com.au
Address:
Town: Melbourne Post Code: 3000
State: Vic Country: Australia

Home
Calendar
This Week
Attendance
Assessment
Reports
Records
My Account

Going back to the Parents Page

To get back to the parents home page, click on the **Home** button.

Once finished, click **Sign Out**.

Daymap Connect

Welcome, Debra Akenfield

[Home](#) [Sign Out](#)

Samantha AKENFIELD

Attendance Rate (Lesson) %: 79
Attendance (By Day) %: 93
Unapproved Absence Rate %: 6.2
Tasks Submitted On Time %: 18
Sign In/Out: 10

My Details

If any of the below details are incorrect or out of date, please report to School Administration.

First Name: Debra Surname: Akenfield
Title: Mrs Home Phone: 555-5555
Mobile: 0411 551 51 Business Phone: 555-5555
Email: Nathan@loopsoftware.com.au
Address:
Town: Melbourne Post Code: 3000
State: Vic Country: Australia

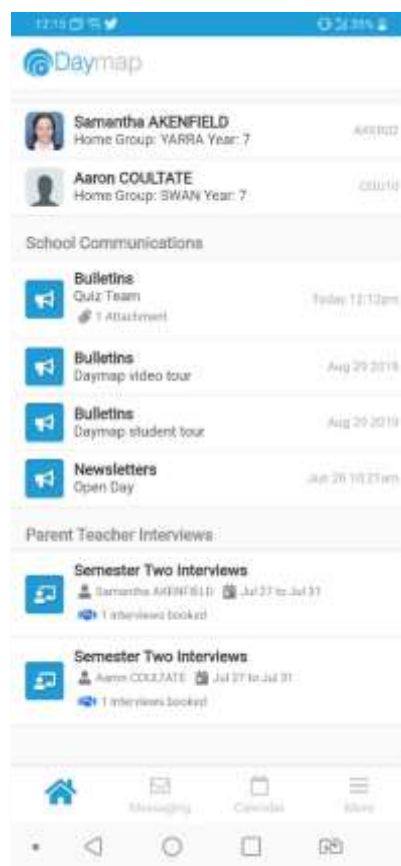
Home
Calendar
This Week
Attendance
Assessment
Reports
Records

Daymap Mobile App

Daymap provides a free mobile app for both Android and iPhone users. iPhone users require a minimum of iOS 9.0 and Android users require a minimum of 4.4 (KitKat).

Once you have downloaded the free app, you will be able to log in to view a range of information including:

- Push notifications of messages
- View all student information: attendance, reports, assessment and results, and student records and notes
- Calendars and events
- Book Parent-Teacher Interviews



Using the App for the First Time

Download the **Daymap Mobile** app from your app store [Apple](#)

Apple App Store

<https://apps.apple.com/au/app/id1494799850>



Google Play Store

<https://play.google.com/store/apps/details?id=net.daymap.mobile>



When using **Daymap Mobile** for the first time, you will need to launch the app via a link in your School's Daymap web application (this link can also be used to download the app). Subsequent uses of Daymap Mobile can then be made by tapping the Daymap app icon in your list of apps.

Open the browser and navigate to <https://daymap.glossophs.sa.edu.au/DaymapConnect/logon.aspx>.

Login with your Daymap username and password and then click on the mobile icon at the top of your screen.



You may be requested to allow Daymap to send you notifications, this will be required if you wish to receive push notifications when you receive a message from the school.

Depending on your device, you may need to re-enter your credentials for the home screen of the app to load.